


AHS Series

• 85°C 2,000Hrs assured.

- Non-solvent proof.
- Downsized of AH series.
- For Hi-Fi Audio.
- RoHS compliant.
- Halogen-free capacitors are also available.



SPECIFICATIONS

Item	Characteristics																
Rated Voltage Range	10 ~ 100 V _{dc}																
Operating Temperature Range	-40 ~ +85°C																
Capacitance Tolerance	±20%(M) (at 20°C, 120Hz)																
Leakage Current	$I = 0.03CV (\mu A)$ or $4\mu A$ whichever is greater Where, I: Max. Leakage current(μA) C: Nominal capacitance (μF) V: Rated Voltage (V _{dc}) (at 20°C, 1 minute)																
Dissipation Factor (Tan δ)	<table border="1"> <tr> <td>Rated Voltage(V_{dc})</td> <td>10</td> <td>16</td> <td>25</td> <td>35</td> <td>50</td> <td>63</td> <td>100</td> </tr> <tr> <td>Tanδ(Max.)</td> <td>0.19</td> <td>0.16</td> <td>0.14</td> <td>0.12</td> <td>0.10</td> <td>0.09</td> <td>0.08</td> </tr> </table> <p>When the capacitance exceeds 1,000μF, 0.02 shall be added every 1,000μF increase. (at 20°C, 120Hz)</p>	Rated Voltage(V _{dc})	10	16	25	35	50	63	100	Tan δ (Max.)	0.19	0.16	0.14	0.12	0.10	0.09	0.08
Rated Voltage(V _{dc})	10	16	25	35	50	63	100										
Tan δ (Max.)	0.19	0.16	0.14	0.12	0.10	0.09	0.08										
Temperature Characteristics (Max. Impedance ratio)	<table border="1"> <tr> <td>Rated Voltage(V_{dc})</td> <td>10</td> <td>16</td> <td>25</td> <td>35~100</td> </tr> <tr> <td>Z(-25°C)/Z(20°C)</td> <td>3</td> <td>2</td> <td>2</td> <td>2</td> </tr> <tr> <td>Z(-40°C)/Z(20°C)</td> <td>8</td> <td>6</td> <td>4</td> <td>3</td> </tr> </table> <p>(at 120Hz)</p>	Rated Voltage(V _{dc})	10	16	25	35~100	Z(-25°C)/Z(20°C)	3	2	2	2	Z(-40°C)/Z(20°C)	8	6	4	3	
Rated Voltage(V _{dc})	10	16	25	35~100													
Z(-25°C)/Z(20°C)	3	2	2	2													
Z(-40°C)/Z(20°C)	8	6	4	3													
Load Life	<p>The following specifications shall be satisfied when the capacitors are restored to 20°C after the rated voltage is applied for 2,000 hours at 85°C.</p> <p>Capacitance change \leq ±20% of the initial value Tanδ \leq 200% of the initial specified value Leakage current \leq The initial specified value</p>																
Shelf Life	<p>The following specifications shall be satisfied when the capacitors are restored to 20°C after exposing them at 85°C. for 1,000 hours without voltage applied. The rated voltage shall be applied to the capacitors for a minimum of 30 minutes, at least 24 hours and not more than 48 hours before the measurements.</p> <p>Capacitance change \leq ±20% of the initial value Tanδ \leq 200% of the initial specified value Leakage current \leq The initial specified value</p>																
Others	Satisfied characteristics KS C IEC 60384-4																

DIMENSIONS OF AHS Series

Unit(mm)

Marking : DARK BROWN SLEEVE, GOLD INK

øD	5	6.3	8	10	12.5	16	18
ød	0.5	0.5	0.6	0.6	0.8	0.8	0.8
F	2.0	2.5	3.5	5.0	5.0	7.5	7.5
øD'	øD + 0.5 max.						
L'	L + 1.5 max.			L + 2.0 max.			



※ 10x16 : ø d = 0.8



MINIATURE ALUMINUM ELECTROLYTIC CAPACITORS

RATINGS OF AHS Series

μF \ V _{DC}	10		16		25		35		50	
	0.1									5 × 11
0.22									5 × 11	7
0.33									5 × 11	8
0.47									5 × 11	10
1									5 × 11	14
2.2									5 × 11	21
3.3									5 × 11	26
4.7							5 × 11	28	5 × 11	31
10					5 × 11	39	5 × 11	41	5 × 11	45
22	5 × 11	49	5 × 11	54	5 × 11	58	5 × 11	61	5 × 11	66
33	5 × 11	59	5 × 11	66	5 × 11	70	5 × 11	75	6.3 × 11	93
47	5 × 11	71	5 × 11	78	5 × 11	84	6.3 × 11	103	6.3 × 11	111
100	5 × 11	103	6.3 × 11	132	6.3 × 11	140	8 × 11.5	171	8 × 11.5	185
220	6.3 × 11	177	8 × 11.5	224	8 × 11.5	237	10 × 12.5	299	10 × 16	357
330	8 × 11.5	248	8 × 11.5	274	10 × 12.5	343	10 × 16	404	10 × 20	473
470	8 × 11.5	296	10 × 12.5	386	10 × 16	451	10 × 20	523	12.5 × 20	626
1,000	10 × 16	538	10 × 20	638	12.5 × 20	746	12.5 × 25	860	16 × 25	1,017
2,200	12.5 × 20	920	12.5 × 25	1,087	16 × 25	1,262	16 × 31.5	1,413	18 × 35.5	1,621
3,300	12.5 × 25	1,180	16 × 25	1,411	16 × 31.5	1,586	18 × 35.5	1,776		
4,700	16 × 25	1,458	16 × 31.5	1,678	18 × 35.5	2,120				
6,800	16 × 31.5	1,780	18 × 35.5	2,016						
10,000	18 × 35.5	2,134								

 Rated Ripple Current (mArms/85°C, 120Hz)
 Case Size $\varnothing D \times L$ (mm)

μF \ V _{DC}	63		100	
	0.1			5 × 11
0.22			5 × 11	7
0.33			5 × 11	9
0.47			5 × 11	11
1			5 × 11	16
2.2			5 × 11	23
3.3			5 × 11	28
4.7	5 × 11	34	5 × 11	34
10	5 × 11	49	6.3 × 11	56
22	6.3 × 11	83	8 × 11.5	95
33	6.3 × 11	102	10 × 12.5	137
47	8 × 11.5	136	10 × 16	181
100	10 × 12.5	239	12.5 × 20	316
220	10 × 20	423	16 × 25	564
330	12.5 × 20	575	16 × 25	691
470	12.5 × 25	745	16 × 31.5	891
1,000	16 × 31.5	1,182		