
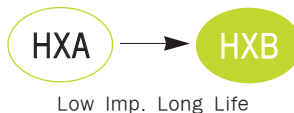


## HXB Series

• 105°C 1,000~2,000Hrs assured.

- Non-solvent proof.
- Low Impedance, Long Life.
- Height 7mm.
- For LED TV PSU, DVD Driver.
- RoHS compliant.
- Halogen-free capacitors are also available.



## SPECIFICATIONS

Item	Characteristics							
Rated Voltage Range	6.3 ~ 50 V <sub>DC</sub>							
Operating Temperature Range	-40 ~ +105°C							
Capacitance Tolerance	±20%(M) (at 20°C, 120Hz)							
Leakage Current	I=0.01CV(µA) or 3µA, whichever is greater. Where, I:Max. Leakage current(µA), C:Nominal capacitance(µF), V:Rated voltage(V <sub>DC</sub> ) (at 20°C, 2 minutes)							
Dissipation Factor(Tanδ)	Rated voltage(V <sub>DC</sub> )	6.3	10	16	25	35	50	(at 20°C, 120Hz)
	Tanδ(Max.)	0.22	0.19	0.16	0.14	0.12	0.10	
Temperature Characteristics (Max. Impedance ratio)	Rated voltage(V <sub>DC</sub> )	6.3	10	16	25~50	(at 120Hz)		
	Z(-25°C)/Z(20°C)	2	2	2	2			
	Z(-40°C)/Z(20°C)	6	4	3	3			
Load Life	The following specifications shall be satisfied when the capacitors are restored to 20°C after the rated voltage is applied for 2,000 hours at 105°C. (where 1,000 hours for ø4)							
Shelf Life	The following specifications shall be satisfied when the capacitors are restored to 20°C after exposing them for 1,000 hours at 105°C without voltage applied. The rated voltage shall be applied to the capacitors for a minimum of 30 minutes, at least 24 hours and not more than 48 hours before the measurements.							
	Capacitance change ≤ ±25% of the initial value Tanδ ≤ 200% of the initial specified value Leakage current ≤ The initial specified value							
Others	Satisfied characteristics KS C IEC 60384-4							

## RATINGS OF HXB Series

V <sub>DC</sub> / µF	6.3		10		16		25		35		50	
1											4X7 3.00 53	
2.2											5X7 2.20 80	
4.7											4X7 2.50 70	
											5X7 1.15 120	
10											4X7 2.00 85	
											5X7 0.70 165	
22											6.3X7 0.35 260	
											6.3X7 0.35 260	
33	4X7 1.50 130	4X7 1.50 130			5X7 0.70 165	5X7 0.70 165	6.3X7 0.35 260	8X7 0.17 450				
	5X7 0.70 165	5X7 0.70 165			5X7 0.70 165	5X7 0.70 165	6.3X7 0.35 260	8X7 0.17 450	8X7 0.17 450			
47	5X7 0.70 165	5X7 0.70 165			5X7 0.70 165	5X7 0.70 165	6.3X7 0.35 260	8X7 0.17 450	8X7 0.17 450			
68	6.3X7 0.35 260	6.3X7 0.35 260			6.3X7 0.35 260	6.3X7 0.35 260	6.3X7 0.35 260	8X7 0.17 450				
100	6.3X7 0.35 260	6.3X7 0.35 260			6.3X7 0.35 260	6.3X7 0.35 260	8X7 0.17 450					
150	6.3X7 0.35 260	6.3X7 0.35 260			8X7 0.17 450							
220	8X7 0.17 450	8X7 0.17 450										
330	8X7 0.17 450											

Rated Ripple Current (mArms/105°C, 100kHz)  
 Impedance (Ω max./20°C, 100kHz)  
 Case Size øD×L(mm)

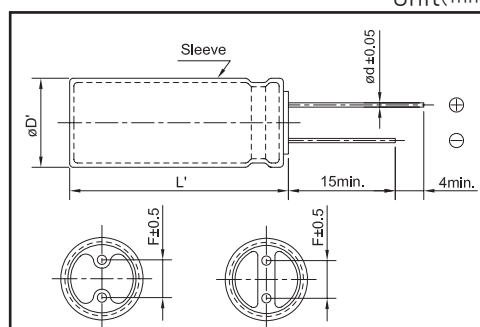
## RATED RIPPLE CURRENT MULTIPLIERS

Frequency Multipliers

Cap.(µF)	120	1k	10k	50k	100k
1~150	0.40	0.75	0.90	0.95	1.00
220~330	0.50	0.85	0.94	0.97	1.00

## DIMENSIONS OF HXB Series

Unit(mm)



Marking : DARK BROWN SLEEVE, SILVER INK

ø D	4	5	6.3	8
ø d	0.45			
F	1.5	2.0	2.5	3.5
ø D'	ø D + 0.5 max.			
L'	L + 1.0 max.			