


reALcap™ ASA Series

- Low ESR (at 100kHz~300kHz)
- High Ripple Current
- -55°C ~ +105°C
- Endurance 105°C, 2,000~5,000hrs



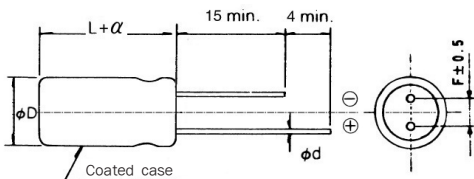
SPECIFICATIONS

Item	Characteristics											
Category temperature range	-55 to +105°C											
Rated voltage range	4 to 25V _{DC}											
Surge voltage	Rated Voltage(WV)	4 6.3 10 16 20 25										
	Surge Voltage(SV)	5.2 8.2 11.5 18.4 23 29										
Capacitance tolerance	±20%(M) (at 20°C, 120Hz)											
Tangent of loss angle	Shall not exceed the value in Ratings of ASA series. (at 20°C, 120Hz)											
Leakage Current * 1	Shall not exceed the value in Ratings of ASA series. (at 20°C, 2 minutes)											
ESR	Shall not exceed the value in Ratings of ASA series. (at 20°C, 100kHz)											
Impedance Ratio (Characteristics at low temp.)	Impedance	Ratio										
	Z(-25°C)/Z(+20°C)	≤ 1.15										
	Z(-55°C)/Z(+20°C)	≤ 1.25										
Endurance	The following specifications shall be satisfied when the capacitors are restored to 20°C after the rated voltage is applied for the specified time at 105°C.											
	Capacitance change ≤ ±20% of the initial value Tan δ ≤ 150% of the initial specified value ESR ≤ 150% of the initial specified value Leakage current ≤ The initial specified value	<table border="1"> <thead> <tr> <th>Size</th> <th>Time(Hrs)</th> </tr> </thead> <tbody> <tr> <td>6.3×6</td> <td rowspan="2">2,000Hrs</td> </tr> <tr> <td>8×7</td> </tr> <tr> <td>8×10</td> <td rowspan="3">5,000Hrs</td> </tr> <tr> <td>10×10</td> </tr> <tr> <td>8×11.5</td> </tr> <tr> <td>10×12.5</td> <td></td> </tr> </tbody> </table>	Size	Time(Hrs)	6.3×6	2,000Hrs	8×7	8×10	5,000Hrs	10×10	8×11.5	10×12.5
Size	Time(Hrs)											
6.3×6	2,000Hrs											
8×7												
8×10	5,000Hrs											
10×10												
8×11.5												
10×12.5												
Bias Humidity	The following specifications shall be satisfied when the capacitors are restored to 20°C after subjecting them to the DC rated voltage at 60°C, 90~95%RH for 1,000 hours.											
	Capacitance change ≤ ±20% of the initial value Tan δ ≤ 150% of the initial specified value ESR ≤ 150% of the initial specified value Leakage current ≤ The initial specified value											

* 1. If any doubt arises, remeasure the leakage current after following voltage treatment.(Voltage treatment : Applying rated voltage for 120minutes at 105°C)

DIMENSIONS

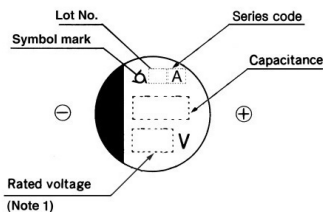
Coating Case Type



Unit(mm)

∅D(+0.5max.)	6.3	8.0	8.0	8.0	10.0	10.0
L	6.0	7.0	10.0	11.5	10.0	12.5
α	0.5					
∅d(±0.05)	0.45	0.45	0.6	0.6	0.6	0.6
F(±0.5)	2.5	3.5	3.5	3.5	5.0	5.0

MARKING



Note 1 : 6.3WV is marked by 6V

RATED RIPPLE CURRENT MULTIPLIERS

Frequency Multipliers

Freq.(Hz)	120 ≤ f < 1k	1k ≤ f < 10k	10k ≤ f < 100k	100k ≤ f < 500k
Factor	0.05	0.3	0.7	1



CONDUCTIVE POLYMER ALUMINUM SOLID CAPACITORS

RATINGS OF ASA Series

Case Size ($\varnothing D \times L$) (mm)	Rated Voltage (V)	Rated Capacitance(μF)	ESR(m Ω) (at 100kHz)	Rated Ripple Current(mArms/ 105°C, 100kHz)	Tangent of loss angle	Leakage Current (μA)
6.3×6	4	150	30	2,250	0.10	120
	6.3	100	30	2,250	0.10	126
	6.3	120	30	2,250	0.10	151
	10	47	30	2,250	0.10	94
	10	56	30	2,250	0.10	112
	16	39	35	2,080	0.10	125
	16	47	35	2,080	0.10	150
	20	22	40	1,950	0.10	88
	20	33	40	1,950	0.10	132
	25	10	45	1,840	0.10	50
25	33	45	1,840	0.10	165	
8×7	4	330	35	2,560	0.10	264
	6.3	220	35	2,560	0.10	277
	10	120	35	2,560	0.10	240
	10	150	35	2,560	0.10	300
	16	82	40	2,120	0.10	262
	20	33	45	1,890	0.10	132
	20	47	45	1,890	0.10	188
8×10	4	330	17	3,510	0.10	264
	6.3	270	17	3,510	0.10	340
	10	220	17	3,510	0.10	440
	16	180	20	3,240	0.10	576
	20	68	25	2,890	0.10	272
	25	47	30	2,640	0.10	235
8×11.5	4	680	14	4,350	0.10	544
	6.3	470	15	4,210	0.10	592
	10	330	17	3,950	0.10	660
	16	180	20	3,640	0.10	576
	20	100	24	3,320	0.10	400
	25	33	30	2,980	0.10	165
10×10	4	820	14	4,570	0.10	656
	6.3	560	14	4,570	0.10	706
	10	470	14	4,570	0.10	940
	16	330	16	4,280	0.10	1,056
	20	150	20	3,830	0.10	600
	25	56	25	3,430	0.10	280
10×12.5	4	1,200	14	5,160	0.10	960
	6.3	820	14	5,160	0.10	1,033
	10	560	14	5,160	0.10	1,120
	16	330	16	4,720	0.10	1,056
	20	150	20	4,320	0.10	600
	25	56	28	3,800	0.10	280