
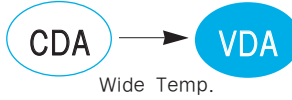


VDA Series

• 150°C 1,000Hrs assured.

- Vertical SMD type.
- Wide Temperature range.
- For ECU, ESA
- Ecological capacitors are also available.
- Halogen-free capacitors are also available.

Solvent-proof

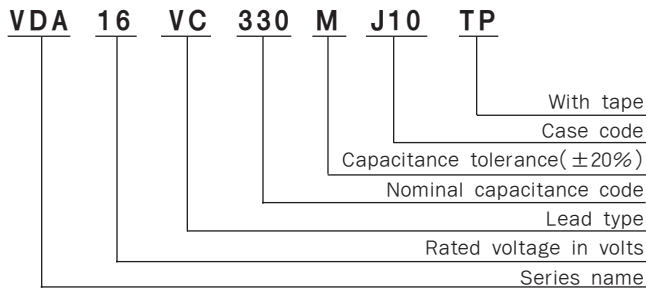


SPECIFICATIONS

Item	Characteristics																		
Rated Voltage Range	10 ~ 50 V _{DC}																		
Operating Temperature Range	-40 ~ +150 °C																		
Capacitance Tolerance	±20%(M) (at 20°C, 120Hz)																		
Leakage Current	I = 0.01CV(μA) or 3μA, whichever is greater. Where, I: Max. Leakage current(μA) C: Nominal capacitance(μF) V: Rated voltage(V _{DC}) (at 20°C, 2 minutes)																		
Dissipation Factor Tanδ(Max.)	<table border="1" style="width: 100%; border-collapse: collapse; text-align: center;"> <tr> <td style="text-align: left;">Rated voltage(V_{DC})</td> <td>10</td> <td>16</td> <td>25</td> <td>35</td> <td>50</td> </tr> <tr> <td style="text-align: left;">Tanδ(Max.)</td> <td>0.24</td> <td>0.20</td> <td>0.16</td> <td>0.14</td> <td>0.14</td> </tr> </table> (at 20°C, 120Hz)	Rated voltage(V _{DC})	10	16	25	35	50	Tanδ(Max.)	0.24	0.20	0.16	0.14	0.14						
Rated voltage(V _{DC})	10	16	25	35	50														
Tanδ(Max.)	0.24	0.20	0.16	0.14	0.14														
Temperature Characteristics (Max. Impedance ratio)	<table border="1" style="width: 100%; border-collapse: collapse; text-align: center;"> <tr> <td style="text-align: left;">Rated voltage(V_{DC})</td> <td>10</td> <td>16</td> <td>25</td> <td>35</td> <td>50</td> </tr> <tr> <td style="text-align: left;">Z(-25°C)/Z(+20°C)</td> <td>6</td> <td>4</td> <td>3</td> <td>2</td> <td>2</td> </tr> <tr> <td style="text-align: left;">Z(-40°C)/Z(+20°C)</td> <td>12</td> <td>10</td> <td>8</td> <td>6</td> <td>6</td> </tr> </table> (at 120Hz)	Rated voltage(V _{DC})	10	16	25	35	50	Z(-25°C)/Z(+20°C)	6	4	3	2	2	Z(-40°C)/Z(+20°C)	12	10	8	6	6
Rated voltage(V _{DC})	10	16	25	35	50														
Z(-25°C)/Z(+20°C)	6	4	3	2	2														
Z(-40°C)/Z(+20°C)	12	10	8	6	6														
Load Life	The following specifications shall be satisfied when the capacitors are restored to 20°C after the rated voltage is applied for 1,000 hours at 150°C Capacitance change ≤ ±30% of the initial value Tanδ ≤ 300% of the initial specified value Leakage current ≤ The initial specified value																		
Shelf Life	The following specifications shall be satisfied when the capacitors are restored to 20°C after exposing them for 1,000 hours at 150°C without voltage applied. The rated voltage shall be applied to the capacitors for a minimum of 30 minutes, at least 24 hours and not more than 48 hours before the measurements. Capacitance change ≤ ±30% of the initial value Tanδ ≤ 300% of the initial specified value Leakage current ≤ The initial specified value																		
Others	Satisfied characteristics KS C IEC 60384-4																		

VDA Series

PART NUMBERING SYSTEM



Capacitance	Code
0.1μF	R1
0.47μF	R47
1.0μF	1
4.7μF	4R7
10μF	10
100μF	100



SURFACE MOUNT ALUMINUM ELECTROLYTIC CAPACITORS

DIMENSIONS OF VDA Series(Type : VC)

Unit(mm)

DIMENSIONS

MARKING

Recommended solder land on PC board

▨ : Solder land on PC board

Case code	ϕD	L	A	B	C	W	P	a	b	c
J10	10	10	10.3	10.3	11.0	0.7~1.1	4.5	4.5	4.4	2.2
K14	12.5	13.5	13.0	13.0	13.7	1.0~1.3	4.2	4.0	5.7	2.5

RATINGS OF VDA Series

V_{DC} μF	10	16	25	35	50
47				J10 90	J10 90
100			J10 123	J10 132	K14 167
220		J10 163	J10 183	K14 249	
330	J10 183	J10 200	K14 285		
470	J10 218	K14 304			
1,000	K14 405				

Rated ripple current (mA rms/ 150°C, 120Hz)
 Case code